



Kenbrock



**CORE** flex  
Enhanced Hybrid Flooring

# Introducing Coreflex


## Flexible Enhanced Hybrid Flooring

Waterproof Hybrid Flooring has proven itself to be the superior solution in countless applications throughout Australia. With the Coreflex range, we have taken this successful product type to the next level by introducing an advanced multi-layered system.

Two additional LVT layers give Coreflex its superior flexibility, to better hug the subfloor and minimize footfall noise. The first LVT layers delivers a more authentic timber feel whilst the second LVT layer, located underneath the core, provides additional stability and comfort.

### User benefits include:

- Additional comfort due to the inclusion of 2 LVT layers
- Durable and easy to maintain with a 0.5mm wear layer reinforced with AloxPlus, making it perfect for the busy household.
- Highly resistant to scratching and indentation, making it suitable for high traffic areas.
- 100% waterproof with the ability to be installed in all areas of the home, creating a visually flawless impact.
- The 1.5mm acoustic backing, combined with the LVT comfort layer, reduces noise transfer, making the planks quieter to walk upon.
- The advanced 5G locking system allows the planks to be quickly and easily installed, requiring no adhesive.
- Coreflex is Phthalate free making it the safe choice for the whole family.
- Lifetime residential warranty



1. AloxPlus Surface Protection Layer
2. 0.5mm Heavy Duty Wear Layer
3. High Definition Photographic Layer
4. Design & Comfort LVT Layer
5. Solid Polymer & Limestone Core
6. Advanced 5G Locking System
7. Stability & Comfort LVT Layer
8. Odour Free IXPE Acoustic Backing




# COREflex

Enhanced Hybrid Flooring



KELLER OAK • KBH307



LIMED BLACKBUTT • KBH302







NATURAL OAK • KBH303



CHARACTER SPOTTED GUM • KBH304





ATHERTON SPOTTED GUM • KBH305

## COREFLEX MAINTENANCE AND CARE GUIDE

All Floors require some type of regular care to maintain their beauty. The Coreflex range is easy to care for and will deliver many years of satisfaction by following these simple maintenance suggestions.

### INITIAL CLEANING AFTER INSTALLATION

- Vacuum or sweep the floor to remove any loose dirt or grit.
- Wash the floor with cool to lukewarm water using Kenbrock Maintain diluted in accordance with instructions.

### REGULAR MAINTENANCE

Regular Maintenance not only keeps the floor clean, but can also reduce the frequency of more extensive maintenance.

### DAILY

- Sweep, mop or vacuum to remove dust and other loose particles.
- Spot clean any marks with Kenbrock Maintain in accordance with instructions.

### WEEKLY

- Sweep, mop or vacuum to remove dust and other loose particles.
- Wash the floor with cool to lukewarm water using Kenbrock Maintain diluted in accordance with instructions.

### RESTORATIVE MAINTENANCE

If over time your floor surface becomes dulled you can refurbish the surface appearance by applying a floor sealer as follows:

- Strip the floor using Kenbrock Remove mixed with clean warm water and applied in accordance with instructions. Allow floor to dry completely.
- When the floor is completely dry apply a very thin but even coat of undiluted Kenbrock Rejuvenate across the floor using an applicator or quality cotton mop with wringer and bucket. Please ensure the mop is slightly damp to prevent the sealer soaking into the mop. Kenbrock Rejuvenate is available in either a Satin or Gloss finish.
- Allow to dry then apply a second coat at right angles to the first coat and allow to dry.
- For high traffic areas apply a third coat of Kenbrock Rejuvenate.

### GENERAL

- Never slide furniture or fittings over an unprotected floor and ensure flooring protectors are used under the feet of furniture and appliances. Keep the floor surface clear of dirt, grit, sand and other abrasive materials, which can be walked into your home, by the use of appropriate entrance matting.
- DO NOT use rubber backed mats as they can stain your new floor.
- All spillages should be removed immediately.
- DO NOT use general household cleaners

- on your floor unless they are specifically for vinyl floors. Kenbrock Flooring recommends the use of Kenbrock Maintain as part of your regular floor maintenance. Use of other products may invalidate your warranty.
- DO NOT use washing up liquid or any cleaning agent that contains bleach.
- DO NOT use any kind of steam or heat mop.
- The intensity of UV light can be extreme and can result in colour fade. Do not expose your floor to direct sunlight for extended periods of time. Window coverings should be used to protect your floor from sunlight.

### TROUBLE SHOOTING SCUFF MARKS

These are caused by friction from foot traffic across the surface of the floor. Light scuff marks can be removed by spot cleaning with Kenbrock Maintain diluted in accordance with instructions. Heavier scuff marks may require Restorative Maintenance as per the above instructions. Scratching is generally caused by excessive grit, dirt or other abrasive particles on the floor. You can assist in the prevention of scratching by using appropriate entrance matting. Minor scratching may require restorative maintenance as per the above instructions. Any deep scratching or gouges in the planks will result in the individual plank/s needing to be replaced.



BLEACHED MARRI  
KBH301



LIMED BLACKBUTT  
KBH302



NATURAL OAK  
KBH303



CHARACTER SPOTTED GUM  
KBH304



ATHERTON SPOTTED GUM  
KBH305



CRADLE MOUNTAIN SASSAFRASS  
KBH306



KELLER OAK  
KBH307



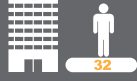
MARGARET RIVER MARRI  
KBH308

# PRODUCT SPECIFICATIONS

## USAGE



Heavy Domestic



Commercial

**THICKNESS** 6.5mm

**WEAR LAYER** 0.5mm

**SIZE** 228.6mm x 1524mm

**QTY PER CTN** 6 Planks

**M<sup>2</sup> PER CTN** 2.09m<sup>2</sup>

**SLIP RATING** R10

## WARRANTY

Lifetime Residential/  
15 Year Commercial

**LIFE TIME**

DOMESTIC WARRANTY

**15**

YEAR COMMERCIAL WARRANTY

Product colours are depicted within the limitations of the printing process. Actual product should be viewed prior to final selection.



**Kenbrock**

Distributed by Kenbrock Pty Ltd

**VIC** (03) 9765 2222

**QLD** (07) 3881 1000

**NSW/ACT/NT** 1300 785 000

**WA/SA/TAS** 1800 674 145

